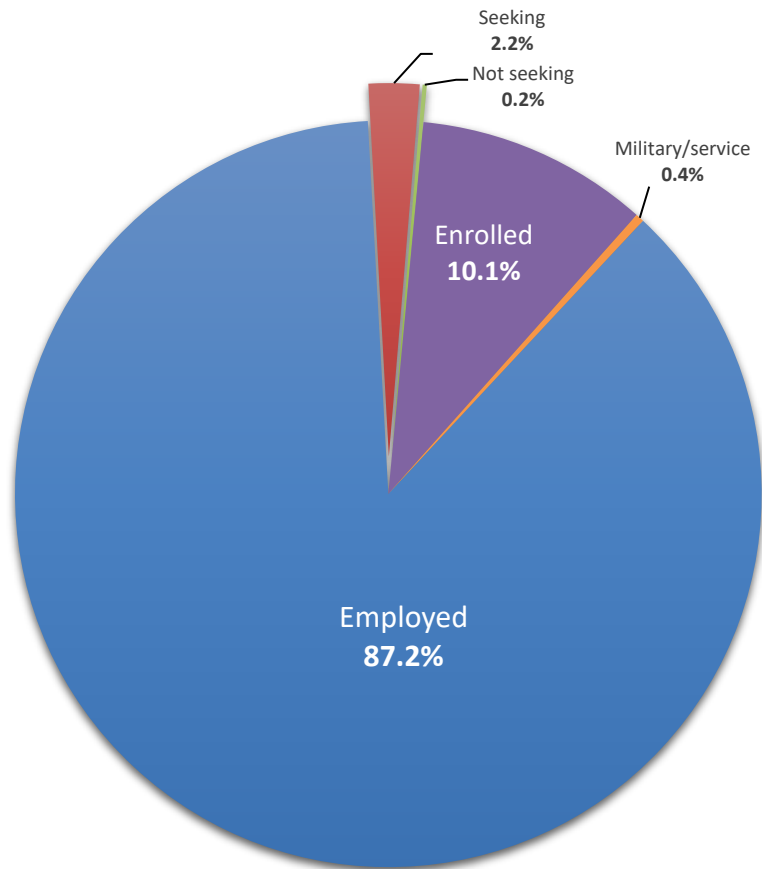


UNIVERSITY OF SAINT FRANCIS CLASS OF 2024 CAREER OUTCOMES

For the Class of 2024, data was collected for 547 of the 587 graduates, yielding a knowledge rate* of 93.2%.

97.6% of the Class of 2024 achieved a career outcome of employed, in military/service, or enrolled in additional education



** Knowledge rate refers to the percentage of graduates for whom knowledge of their career outcomes has been obtained. This includes survey data provided by students, social media profile information, National Student Clearinghouse enrollment data, and knowledge shared by USF faculty and staff members.*

CAREER OUTCOMES BY COLLEGE

The career outcomes rate is defined as the number of graduates who were employed, in military/service, or enrolled in additional education divided by the number of graduates for whom an outcome is known. Class of 2024 career outcomes rates for each of the USF colleges are:

College of Arts, Sciences
and Business

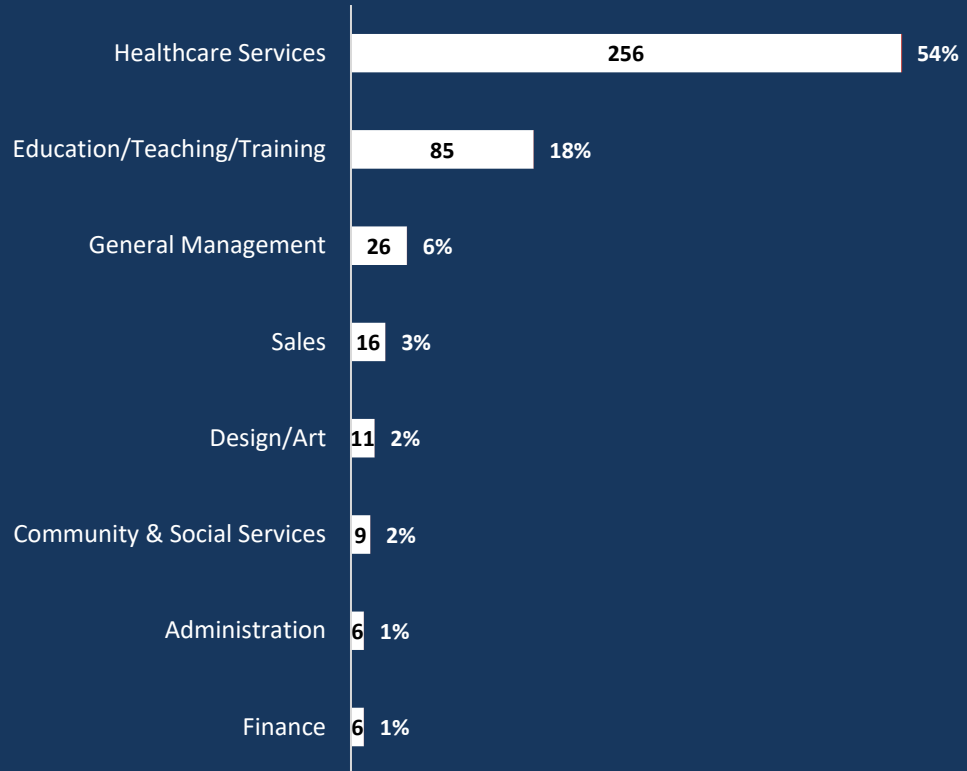
95.7%

College of Health
Sciences

99.2%

EMPLOYMENT BY OCCUPATION

Of the 477 Class of 2024 graduates reporting a primary post-graduation outcome of employment, 471 reported a job title. 88% of these graduates had job titles that fell in the following eight occupational categories:



EMPLOYMENT DESTINATIONS

Of the 477 Class of 2024 graduates reporting a primary post-graduation outcome of employment, 475 reported an employer name. The following eleven organizations (with a notation in parentheses indicating the count) employed 45% of these graduates:

1. **Parkview Health (81)**
2. **Franciscan Health (39)**
3. **Lutheran Health Network (29)**
4. **Powers Health (12)**
5. **IU Health (11)**
6. **University of Saint Francis (8)**
7. **Diocese of Fort Wayne-South Bend (7)**
Fort Wayne Community Schools (7)
9. **Ascension (6)**
Indiana Physical Therapy (6)
Steppin' Up Physical Therapy (6)



EMPLOYMENT BY INDUSTRY

A total of 476 Class of 2024 graduates reported a primary post-graduation outcome of employment. The following seven industries employed 84% of these graduates:



58%
Healthcare



14%
K-12 Education



3%
Higher Education



3%
Manufacturing



2%
Retail Stores



2%
Sports & Leisure



2%
Performing & Fine Arts

GRADUATE, PROFESSIONAL SCHOOL & OTHER ADDITIONAL EDUCATION


Of the 547 Class of 2024 graduates with a known career outcome, 55 graduates (10.1%) reported a primary post-graduation outcome of enrolled in additional education. Eleven fields of study enrolled 62% of these graduates:

1. **Physician Assistant Studies**
2. **Business Administration**
3. **Nursing**
4. **Medical Imaging**
5. **Exercise Science**
6. **Human Resource Management**
7. **Athletic Training**
8. **Dental Surgery**
9. **Health Services**
10. **Medicine**
11. **Pharmacy**

UNIVERSITY OF SAINT FRANCIS CAREER OUTCOMES OVERALL PROJECT RESULTS, YEAR-TO-YEAR COMPARISON


CLASS OF
2022

668 
GRADUATES

92% 
KNOWLEDGE RATE

96% 
CAREER OUTCOMES RATE

88% 
EMPLOYED

8% 
ENROLLED

CLASS OF
2023

579 
GRADUATES


90% 
KNOWLEDGE RATE


96% 
CAREER OUTCOMES RATE

87% 
EMPLOYED

9% 
ENROLLED


CLASS OF
2024

587 
GRADUATES

93% 
KNOWLEDGE RATE

98% 
CAREER OUTCOMES RATE

87% 
EMPLOYED

10% 
ENROLLED