



UNIVERSITY of  
SAINT FRANCIS™



CLASS OF 2022

# CAREER OUTCOMES

AT THE UNIVERSITY OF SAINT FRANCIS



# ABOUT THE UNIVERSITY OF SAINT FRANCIS

## AS OF JUNE 2022

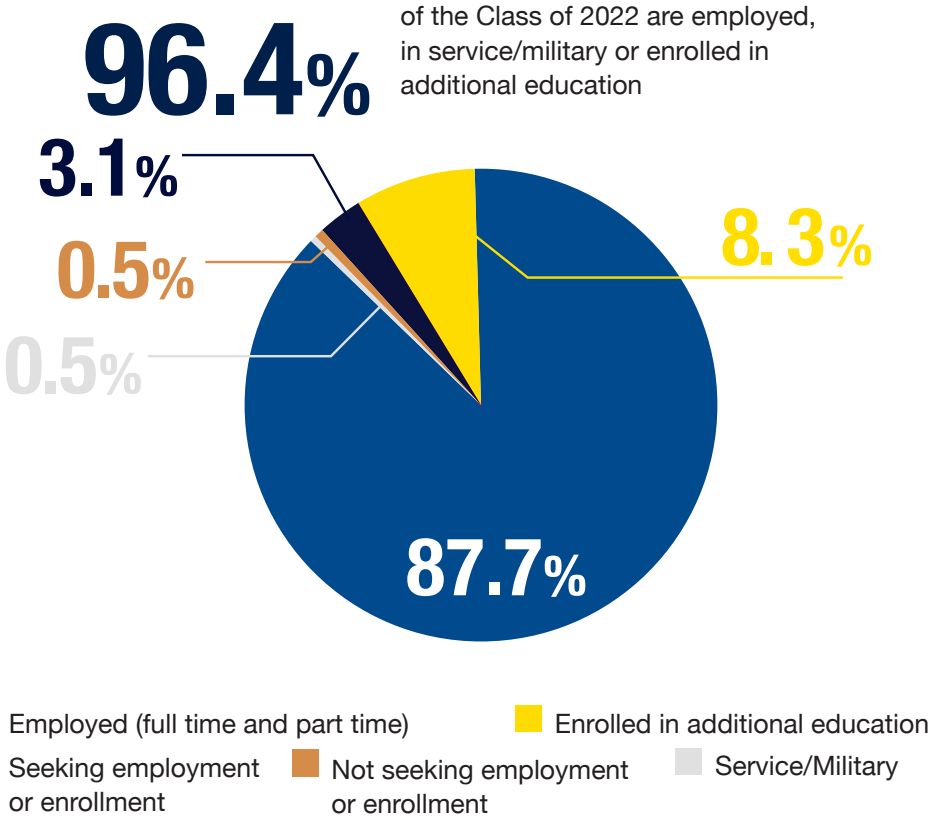
---

- President: Rev. Dr. Eric Albert Zimmer
- Fort Wayne, Crown Point and Online
- 70 Associate, Baccalaureate, Master, Doctoral and Certificate programs in Business, Liberal Arts and Sciences, Creative Arts and Health Sciences
- Accredited by the Higher Learning Commission
- 18 NAIA athletic programs; six national championships

As the university community is always eager to learn about our students' career outcomes post-graduation, each year we gather information regarding where our new graduates are applying their skills upon leaving USF. University data demonstrates that approximately 96 percent of our USF graduates immediately began employment, enrolled in advanced studies or enlisted in service or military, while some still may be seeking the right opportunity.

No matter their individual outcomes, our data collection efforts are helping to demonstrate that USF has built a network of alumni who economically, socially and spiritually contribute to society. These positive results show that a University of Saint Francis education gives our students an excellent chance for personal and professional success after graduation.

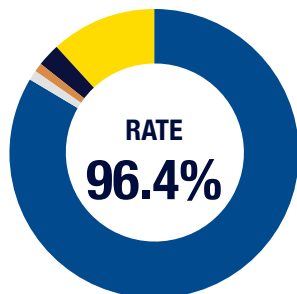
# AFTER GRADUATION



# CAREER OUTCOMES BY USF COLLEGE

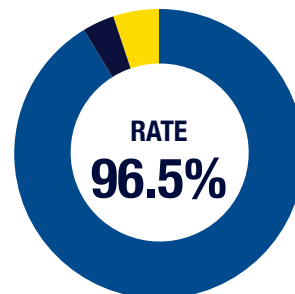
---

**COLLEGE OF ARTS, SCIENCES  
AND BUSINESS**



- 83.7%
- 11.8%
- 2.6%
- 1.0%
- 1.0%

**COLLEGE OF HEALTH SCIENCES**



- 91.4%
- 5.1%
- 3.5%

- Employed
- Continuing education
- Seeking employment or enrollment
- Not seeking employment or enrollment
- Service/Military



## CAREER OUTCOMES



### ATHLETE

Career Outcome Rate: **96.3%**



### FEMALE

Career Outcome Rate: **96.2%**



### MALE

Career Outcome Rate: **97.1%**



### FIRST GENERATION

Career Outcome Rate: **93.8%**



### GRADUATES OF COLOR

Career Outcome Rate: **95.1%**



### INTERNATIONAL GRADUATES (NONRESIDENT)

Career Outcome Rate: **100%**



## CLASS OF 2022 SALARY INFORMATION

---



**USF OVERALL**  
Median \$55,000



**ASSOCIATE DEGREES**  
Median \$51,490



**85%** of the employed  
Class of 2022 are  
working in Indiana



**BACHELOR'S DEGREES**  
Median \$57,000



**MASTER'S DEGREES**  
Median \$47,000



**85%** of respondents  
indicated that they  
would recommend USF  
to a friend or relative

## CAREER OUTCOMES BY DEGREE LEVEL

---



**ASSOCIATE DEGREES**



**BACHELOR'S DEGREES**



**MASTER'S DEGREES**

## ASSOCIATE DEGREES

### TOP EMPLOYERS:

- 1 Lutheran Health Network
- 2 Franciscan Health
- 3 Parkview Health
- 4 Community Healthcare System
- 5 Methodist Hospitals

### TOP OCCUPATIONS:

- 1 Health Diagnosing/  
Treating Practitioners
- 2 Health Technologists
- 3 Occupational/Physical  
Therapist Assistants

## BACHELOR'S DEGREES

### TOP EMPLOYERS:

- 1 Parkview Health
- 2 Franciscan Health
- 3 Lutheran Health Network
- 4 IU Health
- 5 Ascension Health (tie)
- 5 Fort Wayne Community Schools (tie)
- 5 University of Saint Francis (tie)

### TOP OCCUPATIONS:

- 1 Health Diagnosing/Treating Practitioners
- 2 Preschool/Primary/Secondary/Special  
Ed Teachers
- 3 Business Operations Specialists
- 4 Financial Specialists (tie)
- 4 Counselors/Social Workers/Social  
Service Specialists (tie)

## MASTER'S DEGREES

### TOP EMPLOYERS:

- 1 Parkview Health
- 2 Fort Wayne Community Schools
- 3 University of Saint Francis
- 4 Franciscan Health
- 5 Lutheran Health Network (tie)
- 5 Vigo County School Corporation (tie)

### TOP OCCUPATIONS:

- 1 Preschool/Primary/Secondary/Special  
Ed Teachers
- 2 Health Diagnosing/Treating Practitioners
- 3 Business Operations Specialists
- 4 Healthcare/Other Management  
Occupations
- 5 Counselors/Social Workers/Social  
Service Specialists



## ABOUT THE DATA

---

The university conducted a data collection effort for the Class of 2022 graduates to determine their career and educational outcomes after graduation. The Class of 2022 includes students who graduated between July 1, 2021 and June 30, 2022.

Data was gathered through December 31, 2022, for 617 of the 688 graduates, yielding a knowledge rate of 92.4%. Knowledge rate refers to the percentage of graduates for whom knowledge of their career outcomes has been obtained. This includes survey data provided by students, social media profile information, National Student Clearinghouse enrollment data and knowledge shared by USF faculty and staff.

Gathering this information is a requirement of the Higher Education Opportunity Act, but this data can also assist students and families in understanding the types of career and educational opportunities that are possible with a USF degree. This data provides insight to area businesses, organizations and graduate schools about the University of Saint Francis record for producing quality talent.

2701 Spring Street  
Fort Wayne, IN 46808  
260-399-8055  
[career.sf.edu](https://career.sf.edu)



UNIVERSITY of  
SAINT FRANCIS™