

CLASS OF 2019



CAREER OUTCOMES

AT THE UNIVERSITY OF SAINT FRANCIS



UNIVERSITY OF
SAINT FRANCIS™



Spirit of Saint Francis
When love for the creations of God
is embedded in your soul, you will be
set free.
Sculptor: Staff Ahmad
1967

ABOUT THE UNIVERSITY OF SAINT FRANCIS

- President: Sister M. Elise Kriss, OSF
- Fort Wayne, Crown Point and Online
- 60+ Associate, Baccalaureate, Master and Doctoral programs in Business, Liberal Arts and Sciences, Creative Arts and Health Sciences
- Accredited by the Higher Learning Commission
- 17 NAIA athletic programs; six national championships

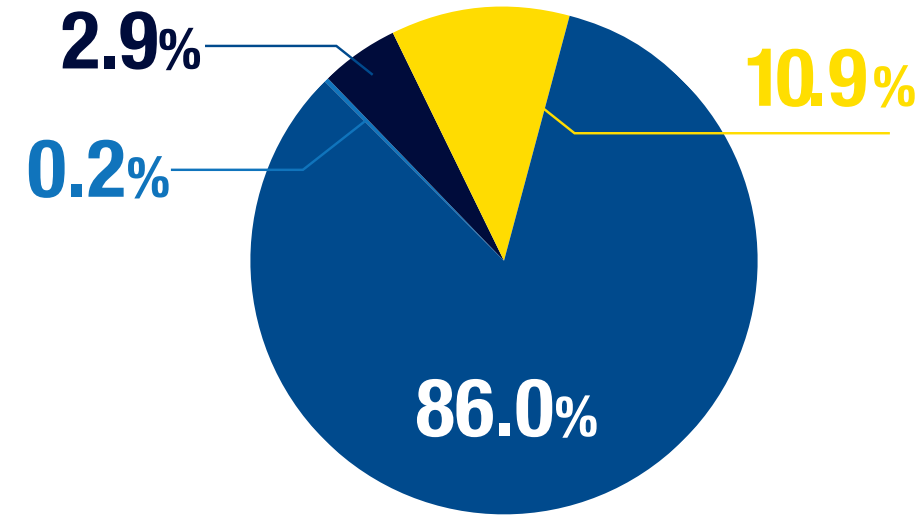
As the university community is always eager to learn about our students' career outcomes post-graduation, each year we gather information regarding where our new graduates are applying their skills upon leaving USF. University data demonstrates that approximately 95 percent of our USF graduates immediately begin employment, enroll in advanced studies, or enlist in service or military, while some still may be seeking the right opportunity.

No matter their individual outcomes, our data collection efforts are helping to demonstrate that USF has built a network of alumni who economically, socially and spiritually contribute to society. These positive results show that a University of Saint Francis education gives our students an excellent chance for personal and professional success after graduation.

AFTER GRADUATION

97.1%

of the Class of 2019 is employed, in service/military, or enrolled in advanced studies

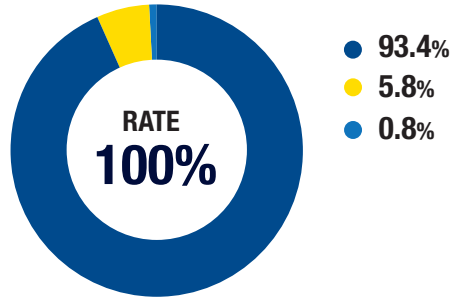


- Employment (Full-time and Part-time)
- Seeking employment
- Enrolled in advanced studies
- Service/Military

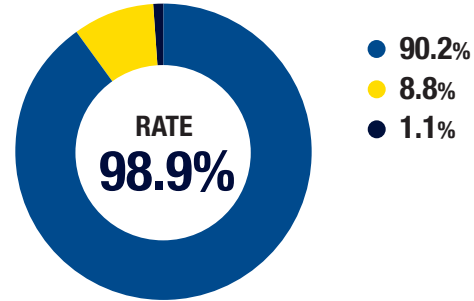


CAREER OUTCOMES BY USF SCHOOL

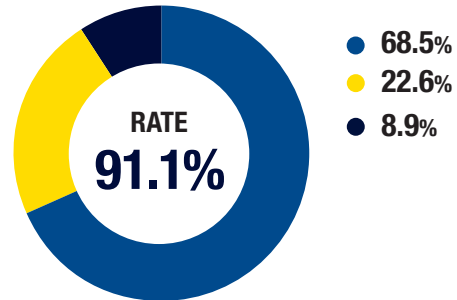
KEITH BUSSE SCHOOL OF BUSINESS AND ENTREPRENEURIAL LEADERSHIP



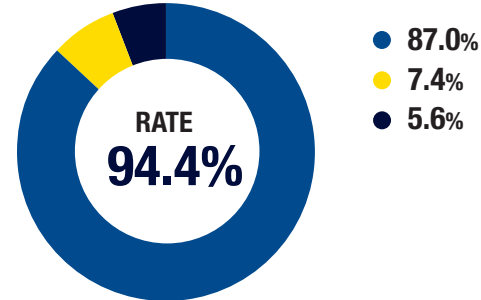
SCHOOL OF HEALTH SCIENCES



SCHOOL OF LIBERAL ARTS AND SCIENCES



SCHOOL OF CREATIVE ARTS



- Employed
- Enrolled in advanced studies
- Seeking Employment
- Service/Military

CAREER OUTCOMES



MINORITY GRADUATES

Career Outcome Rate: **96.1%**



INTERNATIONAL GRADUATES (NONRESIDENT)

Career Outcome Rate: **100%**



FEMALE

Career Outcome Rate: **97.7%**



MALE

Career Outcome Rate: **95.1%**



ATHLETIC

Career Outcome Rate: **94.9%**



CLASS OF 2019 SALARY INFORMATION

\$ USF OVERALL
Average \$49,283

\$ BACHELOR'S DEGREES
Average \$41,218

\$ ASSOCIATE DEGREES
Average \$48,374

\$ MASTER'S DEGREES
Average \$72,594

Note: All salary averages are based only upon salaries reported by those graduates who responded to salary questions on the survey (n=105)

83% of the employed
Class of 2019 are
working in Indiana

94% of respondents indicated that
they would recommend USF
to a friend or relative

TOP EMPLOYERS FOR USF CLASS OF 2019

- | | |
|----------------------------------|---------------------------------------|
| 1 Parkview Health | 5 Fort Wayne Community Schools |
| 2 Lutheran Health Network | 6 University of Saint Francis |
| 3 Franciscan Health | 7 Community Healthcare System |
| 4 IU Health | 8 Indiana Physical Therapy |

TOP OCCUPATIONS FOR USF CLASS OF 2019

- | | |
|---|---|
| 1 Healthcare Diagnosing or Treating Practitioners | 6 Financial Specialists |
| 2 Business Operations Specialists | 7 Occupational Therapy and Physical Therapist Assistants and Aides |
| 3 Health Technologists and Technicians | 8 Art and Design Workers |
| 4 Counselors, Social Workers, and Other Community and Social Service Specialists | 9 Sales Representatives, Services |
| 5 Preschool, Elementary, Middle, Secondary, and Special Education Teachers | 10 Operations Specialties Managers |



ABOUT THE DATA

The university conducted a data collection effort for the Class of 2019 graduates to determine their career and educational outcomes after graduation. The Class of 2019 includes students who graduated between July 1, 2018 and June 30, 2019.

Data was gathered until December 31, 2019, for 578 of the 629 graduates, yielding a knowledge rate of 91.9%. Knowledge rate refers to the percentage of graduates for whom knowledge of their career outcomes has been obtained. This includes survey data provided by students, social media profile information, National Student Clearinghouse enrollment data and knowledge shared from academic departments.

Gathering this information is a requirement of the Higher Education Opportunity Act, but this data can also assist students and families in understanding the types of career and educational opportunities that are possible with a USF degree. More importantly, however, this data provides insight to area businesses, organizations and graduate schools about the University of Saint Francis record of producing quality talent.

2701 Spring Street
Fort Wayne, IN 46808
260-399-8055
career.sf.edu



UNIVERSITY of
SAINT FRANCIS™