



UNIVERSITY of  
SAINT FRANCIS™

Published April 2018

CLASS OF 2017

**FIRST DESTINATION RESULTS**



## ► About the University of Saint Francis

---

- President: Sister M. Elise Kriss, OSF
- Fort Wayne, Crown Point and Online
- 70+ Associate, Baccalaureate, Master and Doctoral programs in Business, Liberal Arts and Sciences, Creative Arts, and Health Sciences
- Accredited by the Higher Learning Commission
- 16 NAIA athletic programs; six national championships

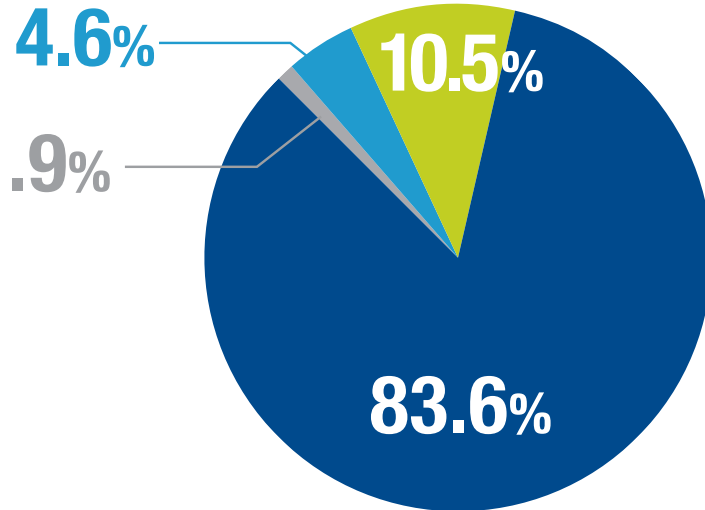
We are always eager to learn about our students' First Destinations post-graduation so annually, the university gathers information regarding where our new graduates are applying their skills upon leaving USF. We find that a large number of our alumni immediately gain full-time employment, continue their education, or enlist in service or military while some still may be looking for the right opportunity.

No matter their individual outcomes, our data collection efforts are helping to build a network of alumni who economically, socially, and spiritually contribute to society. These positive results show that a University of Saint Francis education gives our students the best chance to excel after graduation.

## ► After Graduation

**95.4%**

of the class of 2017 is employed,  
in service/military, or enrolled in  
additional education



- Employment (Full-time and Part-time)
- Seeking/Not Seeking
- Continuing Education
- Service/Military



## ► Career Outcomes by USF School

### ► Keith Busse School of Business and Entrepreneurial Leadership

Career Outcome Rate: 96.3%

**89%** Employed

**5.9%** Continuing Education

**3.7%** Seeking Employment

**1.5%** Military Service



### ► School of Creative Arts

Career Outcome Rate: 94.1%

**78.4%** Employed

**9.8%** Continuing Education

**5.9%** Seeking Employment

**3.9%** Not Seeking/Not Engaged

**2.0%** Volunteer/Service

## ► School of Liberal Arts and Sciences

Career Outcome Rate: 92.3%

**68.6%** Employed

**22%** Continuing Education

**6.8%** Seeking Employment

**1.7%** Volunteer/Service

**.8%** Seeking Continuing Education



## ► School of Health Sciences

Career Outcome Rate: 96.4%

**88.2%** Employed

**8.2%** Continuing Education

**3.5%** Seeking Employment




## ► Class of 2017 Recommendation Rate 90%

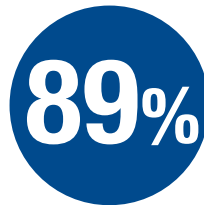
---

USF students develop strong connections to their alma mater. The First Destination Survey asked respondents if they would recommend others attend the University of Saint Francis.

**9 out of 10**  
respondents would  
recommend USF  
to someone else



of the 2017 Graduating  
Class are employed,  
in service/military, or  
enrolled in additional  
education in Indiana



of respondents indicated that their  
education and employment choices  
align with their career goals

## ► Top Employers for USF Class of 2017

---

- |   |  |   |                             |
|---|--|---|-----------------------------|
| 1 | Parkview Health System                 | 6 | Otis R. Bowen Center        |
| 2 | Lutheran Health Network                | 7 | Adams Memorial Hospital     |
| 3 | University of Saint Francis-Fort Wayne | 8 | Fort Wayne Orthopaedics LLC |
| 4 | Franciscan Alliance, Inc.              | 9 | IPFW                        |
| 5 | Sweetwater Sound, Inc.                 |   |                             |

## ► Top Occupations for USF Class of 2017

---

- |   |  |    |  |
|---|--|----|--|
| 1 | Health Diagnosing/Treating Practitioners             | 6  | Operations Specialties Managers              |
| 2 | Counselors/Social Workers/Social Service Specialists | 7  | Financial Specialists                        |
| 3 | Health Technologists                                 | 8  | Top Executives                               |
| 4 | Business Operations Specialists                      | 9  | Occupational/Physical Therapist Assistants   |
| 5 | Other Management Occupations (inc. Healthcare)       | 10 | Preschool/Primary/Secondary/Spec Ed Teachers |



2701 Spring Street  
Fort Wayne, IN 46808  
260-399-8055  
[career.sf.edu](http://career.sf.edu)

## About the Data

The university conducted a data collection effort for the Class of 2017 graduates to determine their career and educational outcomes after graduation. The Class of 2017 includes students who graduated between July 1, 2016 and June 30, 2017.

Data was gathered until December 31, 2017, for 558 of the 649 graduates, yielding a knowledge rate of 85.9%. Knowledge rate refers to the percentage of graduates for whom knowledge of their first destination career outcomes has been obtained. This includes survey data provided by students, social media profile information, National Student Clearinghouse enrollment data, and knowledge shared from academic departments.

Gathering this information is a prerequisite of the Higher Education Opportunity Act, but this data can also assist students and families in understanding the types of career and educational opportunities that are possible with a USF degree. More importantly, however, this data provides insight to area businesses, organizations and graduate schools about the University of Saint Francis record of producing quality talent.



UNIVERSITY of  
SAINT FRANCIS™