

CLASS OF 2020

# CAREER OUTCOMES

AT THE UNIVERSITY OF SAINT FRANCIS



UNIVERSITY of  
SAINT FRANCIS™



*Spirit of Saint Francis*  
When love for the creations of God  
is embedded in your soul you will be  
set free  
Sculptor: Soffi Ahmad  
1997

## ABOUT THE UNIVERSITY OF SAINT FRANCIS

---

- President: Rev. Dr. Eric Albert Zimmer
- Fort Wayne, Crown Point and Online
- 60+ Associate, Baccalaureate, Master and Doctoral programs in Business, Liberal Arts and Sciences, Creative Arts and Health Sciences
- Accredited by the Higher Learning Commission
- 18 NAIA athletic programs; six national championships

As the university community is always eager to learn about our students' career outcomes post-graduation, each year we gather information regarding where our new graduates are applying their skills upon leaving USF. University data demonstrates that approximately 97 percent of our USF graduates immediately begin employment, enroll in advanced studies or enlist in service or military, while some still may be seeking the right opportunity.

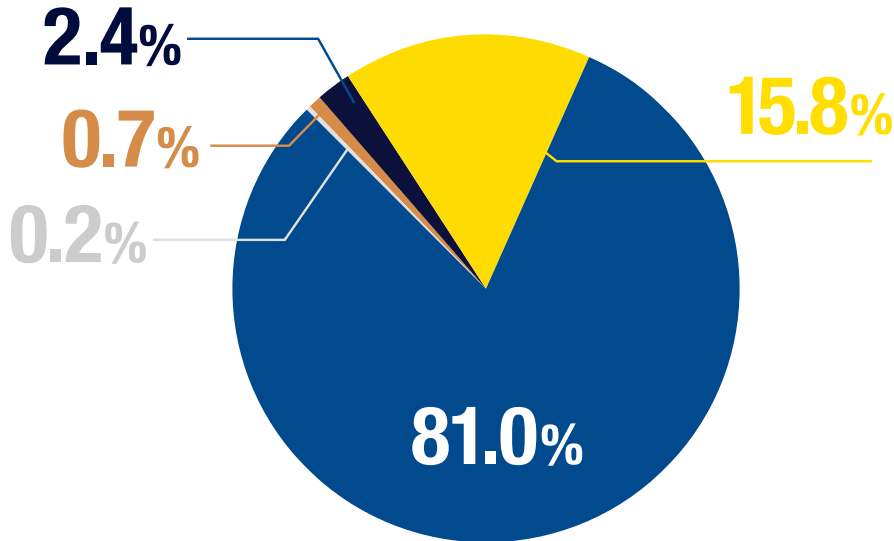
No matter their individual outcomes, our data collection efforts are helping to demonstrate that USF has built a network of alumni who economically, socially and spiritually contribute to society. These positive results show that a University of Saint Francis education gives our students an excellent chance for personal and professional success after graduation.

## AFTER GRADUATION

---

**96.9%**

of the Class of 2020 is employed,  
in service/military or enrolled in  
advanced studies



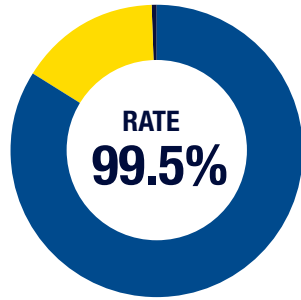
- Employment (full time and part time)
- Enrolled in advanced studies
- Seeking employment
- Not seeking employment
- Service/Military



# CAREER OUTCOMES BY USF COLLEGE

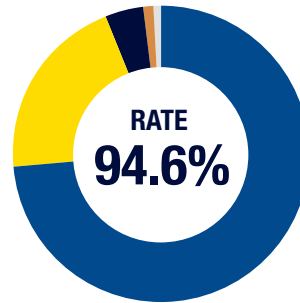
---

## COLLEGE OF ADULT AND DISTANCE EDUCATION



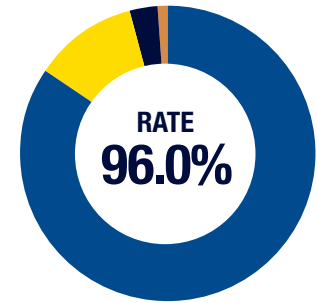
- 83.9%
- 15.6%
- 0.5%

## COLLEGE OF ARTS, SCIENCES AND BUSINESS



- 73.7%
- 20.4%
- 4.2%
- 1.2%
- 0.6%

## COLLEGE OF HEALTH SCIENCES



- 84.5%
- 11.5%
- 2.9%
- 1.1%

● Employed

● Enrolled in advanced studies

● Seeking employment

● Not seeking employment

● Service/Military



## CAREER OUTCOMES



### MINORITY GRADUATES

Career Outcome Rate: **94.9%**



### INTERNATIONAL GRADUATES (NONRESIDENT)

Career Outcome Rate: **80.0%**



### FEMALE

Career Outcome Rate: **96.7%**



### MALE

Career Outcome Rate: **97.4%**



### ATHLETIC

Career Outcome Rate: **98.9%**



### FIRST GENERATION

Career Outcome Rate: **97.9%**



## CLASS OF 2020 SALARY INFORMATION

---



### USF OVERALL

Median \$50,000



### BACHELOR'S DEGREES

Median \$47,000

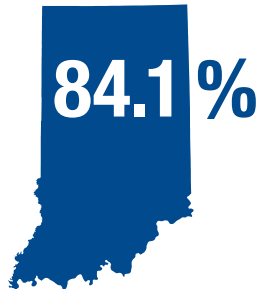


### MASTER'S DEGREES

Median \$66,000

Notes: Median data for the associate degree is not available due to small number of reported salaries; all salary medians are based only upon salaries reported by those graduates who responded to salary questions on the survey.

---



of the employed  
Class of 2020 are  
working in Indiana



of respondents indicated that  
they would recommend USF  
to a friend or relative

## TOP EMPLOYERS FOR USF CLASS OF 2020

---

- |   |                             |    |                              |
|---|-----------------------------|----|------------------------------|
| 1 | Parkview Health             | 7  | Fort Wayne Community Schools |
| 2 | Franciscan Health           | 8  | The Bowen Center             |
| 3 | Lutheran Health Network     | 9  | University of Saint Francis  |
| 4 | IU Health                   | 10 | Adams Memorial Hospital      |
| 5 | Sweetwater                  | 10 | Alverno Laboratories         |
| 6 | Community Healthcare System |    |                              |

## TOP OCCUPATIONS FOR USF CLASS OF 2020

---

- |   |   |    |   |
|---|---|----|---|
| 1 | Healthcare Diagnosing and Treating Practitioners                              | 6  | Financial Specialists                       |
| 2 | Preschool, Elementary, Middle, Secondary and Special Education Teachers       | 7  | Operations Specialties Managers             |
| 3 | Health Technologists and Technicians  | 8  | Top Executives                              |
| 4 | Counselors, Social Workers and Other Community and Social Service Specialists | 9  | Art and Design Workers                      |
| 5 | Business Operations Specialists   | 10 | Healthcare and Other Management Occupations |

## ABOUT THE DATA

---

The university conducted a data collection effort for the Class of 2020 graduates to determine their career and educational outcomes after graduation. The Class of 2020 includes students who graduated between July 1, 2019 and June 30, 2020.

Data was gathered through December 31, 2020 from 546 of the 621 graduates, yielding a knowledge rate of 87.9%. Knowledge rate refers to the percentage of graduates for whom knowledge of their career outcomes has been obtained. This includes survey data provided by students, social media profile information, National Student Clearinghouse enrollment data and knowledge shared by USF faculty and staff.

Gathering this information is a requirement of the Higher Education Opportunity Act, but this data can also assist students and families in understanding the types of career and educational opportunities that are possible with a USF degree. This data provides insight to area businesses, organizations and graduate schools about the University of Saint Francis record of producing quality talent.

2701 Spring Street  
Fort Wayne, IN 46808  
260-399-8055  
[career.sf.edu](https://career.sf.edu)



UNIVERSITY of  
SAINT FRANCIS™