



**Summary Institution-Level Pass Rate Data: Traditional Teacher Preparation Program Within IHE**

		<p align="center"><b>HEOA - Title II 2009 - 2010 Academic Year</b></p>				
<b>Institution Name</b>		UNIVERSITY OF SAINT FRANCIS				
<b>Institution Code</b>		1693				
<b>State</b>		Indiana				
		<small>April 21, 2011</small>				
		<b>Statewide</b>				
<b>Group</b>	<b>Number Taking Assessment<sup>1</sup></b>	<b>Number Passing Assessment<sup>2</sup></b>	<b>Institutional Pass Rate</b>	<b>Number Taking Assessment<sup>1</sup></b>	<b>Number Passing Assessment<sup>2</sup></b>	<b>Statewide Pass Rate</b>
All program completers, 2009-10	29	26	90%	3307	3242	98%
All program completers, 2008-09	33	33	100%	3482	3419	98%
All program completers, 2007-08	36	35	97%	3609	3577	99%

<sup>1</sup> Number of completers taking one or more assessments within their area of specialization.

<sup>2</sup> Number who passed all assessments taken within their area of specialization.


**Single Assessment Institution-Level Pass Rate Data: Traditional Teacher Preparation Program Within IHE**

	<b>HEOA - Title II 2009 - 2010 Academic Year</b>
	<b>Institution Name</b> UNIVERSITY OF SAINT FRANCIS
	<b>Institution Code</b> 1693
	<b>State</b> Indiana

April 21, 2011

Assessment Information <sup>1</sup>	Group	Number Taking Assessment	Number Passing Assessment	Institutional Pass Rate	Institutional Average Scaled Score	Assessment Cut Score <sup>2</sup>	Statewide			
							Number Taking Assessment	Number Passing Assessment	Statewide Pass Rate	Statewide Average Scaled Score
<b>ART CONTENT KNOWLEDGE (0133)</b>  Test Company: ETS Score Range: 100-200	All enrolled students who have completed all nonclinical courses, 2009-10									
	Other enrolled students, 2009-10	1				149	30	27	90%	165
	All program completers, 2009-10	4	4	100%		149	107	107	100%	171
	All program completers, 2008-09	4	4	100%		149	105	105	100%	173
	All program completers, 2007-08	3	3	100%		149	111	111	100%	172
<b>BIOLOGY CONTENT KNOWLEDGE (0235)</b>  Test Company: ETS Score Range: 100-200	All enrolled students who have completed all nonclinical courses, 2009-10									
	Other enrolled students, 2009-10	1				154	30	26	87%	166
	All program completers, 2009-10						45	44	98%	171
	All program completers, 2008-09						68	64	94%	168
	All program completers, 2007-08	2	2	100%		154	57	57	100%	170
<b>BUSINESS EDUCATION (0100)</b>  Test Company: ETS Score Range: 250-990	All enrolled students who have completed all nonclinical courses, 2009-10						1			
	Other enrolled students, 2009-10						4			
	All program completers, 2009-10	2	2	100%		480	22	22	100%	647
	All program completers, 2008-09						25	25	100%	652
	All program completers, 2007-08	3	3	100%		480	28	28	100%	645
<b>CHEMISTRY CONTENT KNOWLEDGE II (0245)</b>  Test Company: ETS Score Range: 100-200	All enrolled students who have completed all nonclinical courses, 2009-10						1			
	Other enrolled students, 2009-10						12	9	75%	162
	All program completers, 2009-10						20	20	100%	162
	All program completers, 2008-09						17	16	94%	163
	All program completers, 2007-08						30	30	100%	172


**Single Assessment Institution-Level Pass Rate Data: Traditional Teacher Preparation Program Within IHE**

	<b>HEOA - Title II 2009 - 2010 Academic Year</b>
	<b>Institution Name</b> UNIVERSITY OF SAINT FRANCIS
	<b>Institution Code</b> 1693
	<b>State</b> Indiana

April 21, 2011

Assessment Information <sup>1</sup>	Group	Number Taking Assessment	Number Passing Assessment	Institutional Pass Rate	Institutional Average Scaled Score	Assessment Cut Score <sup>2</sup>	Statewide			
							Number Taking Assessment	Number Passing Assessment	Statewide Pass Rate	Statewide Average Scaled Score
<b>EARLY CHILDHOOD CONTENT KNOWLEDGE (0022)</b>  Test Company: ETS Score Range: 100-200	All enrolled students who have completed all nonclinical courses, 2009-10									
	Other enrolled students, 2009-10									
	All program completers, 2009-10						1			
	All program completers, 2008-09									
	All program completers, 2007-08									
<b>EARLY CHILDHOOD EDUCATION (0020)</b>  Test Company: ETS Score Range: 250-990	All enrolled students who have completed all nonclinical courses, 2009-10									
	Other enrolled students, 2009-10						9			
	All program completers, 2009-10						47	47	100%	645
	All program completers, 2008-09						39	39	100%	648
	All program completers, 2007-08						40	40	100%	654
<b>EARTH AND SPACE SCIENCES - CONTENT KNOWLEDGE (0571)</b>  Test Company: ETS Score Range: 100-200	All enrolled students who have completed all nonclinical courses, 2009-10									
	Other enrolled students, 2009-10						7			
	All program completers, 2009-10						4			
	All program completers, 2008-09						20	20	100%	171
	All program completers, 2007-08						19	19	100%	170
<b>ED OF EXCEPTIONAL STUDENTS: CORE CK (0353)</b>  Test Company: ETS Score Range: 100-200	All enrolled students who have completed all nonclinical courses, 2009-10						3			
	Other enrolled students, 2009-10	5				150	93	90	97%	169
	All program completers, 2009-10	25	25	100%	172	150	317	317	100%	173
	All program completers, 2008-09	26	25	96%	168	150	274	270	99%	173
	All program completers, 2007-08	31	31	100%	169	150	231	231	100%	173


**Single Assessment Institution-Level Pass Rate Data: Traditional Teacher Preparation Program Within IHE**

	<b>HEOA - Title II 2009 - 2010 Academic Year</b>
	<b>Institution Name</b> UNIVERSITY OF SAINT FRANCIS
	<b>Institution Code</b> 1693
	<b>State</b> Indiana

April 21, 2011

Assessment Information <sup>1</sup>	Group	Number Taking Assessment	Number Passing Assessment	Institutional Pass Rate	Institutional Average Scaled Score	Assessment Cut Score <sup>2</sup>	Statewide			
							Number Taking Assessment	Number Passing Assessment	Statewide Pass Rate	Statewide Average Scaled Score
<b>ED OF EXCEPTIONAL STUDENTS: MTMD (0542)</b>  Test Company: ETS Score Range: 100-200	All enrolled students who have completed all nonclinical courses, 2009-10						3			
	Other enrolled students, 2009-10	5				156	92	91	99%	180
	All program completers, 2009-10	24	24	100%	180	156	309	307	99%	181
	All program completers, 2008-09	23	23	100%	177	156	266	265	100%	181
	All program completers, 2007-08	30	30	100%		156	223	223	100%	
<b>ELEM ED CURR INSTRUC ASSESSMENT (0011)</b>  Test Company: ETS Score Range: 100-200	All enrolled students who have completed all nonclinical courses, 2009-10						15	15	100%	177
	Other enrolled students, 2009-10	1				165	776	694	89%	178
	All program completers, 2009-10	15	15	100%	179	165	1680	1650	98%	179
	All program completers, 2008-09	15	14	93%	177	165	1791	1753	98%	179
	All program completers, 2007-08	20	19	95%	173	165	1762	1748	99%	180
<b>ENG LANG LIT COMP CONTENT KNOWLEDGE (0041)</b>  Test Company: ETS Score Range: 100-200	All enrolled students who have completed all nonclinical courses, 2009-10						4			
	Other enrolled students, 2009-10	1				153	113	106	94%	175
	All program completers, 2009-10	3	3	100%		153	227	227	100%	176
	All program completers, 2008-09						204	203	100%	179
	All program completers, 2007-08	3	3	100%		153	268	268	100%	177
<b>FAMILY AND CONSUMER SCIENCES II (0121)</b>  Test Company: ETS Score Range: 100-200	All enrolled students who have completed all nonclinical courses, 2009-10									
	Other enrolled students, 2009-10						13	13	100%	175
	All program completers, 2009-10						15	15	100%	169
	All program completers, 2008-09						5			
	All program completers, 2007-08									


**Single Assessment Institution-Level Pass Rate Data: Traditional Teacher Preparation Program Within IHE**

	<b>HEOA - Title II 2009 - 2010 Academic Year</b>
	<b>Institution Name</b> UNIVERSITY OF SAINT FRANCIS
	<b>Institution Code</b> 1693
	<b>State</b> Indiana

April 21, 2011

Assessment Information <sup>1</sup>	Group	Number Taking Assessment	Number Passing Assessment	Institutional Pass Rate	Institutional Average Scaled Score	Assessment Cut Score <sup>2</sup>	Statewide				
							Number Taking Assessment	Number Passing Assessment	Statewide Pass Rate	Statewide Average Scaled Score	
<b>FAMILY AND CONSUMER SCIENCES (0120)</b>  Test Company: ETS Score Range: 250-990	All enrolled students who have completed all nonclinical courses, 2009-10										
	Other enrolled students, 2009-10										
	All program completers, 2009-10										
	All program completers, 2008-09										
	All program completers, 2007-08							15	15	100%	629
<b>FRENCH CONTENT KNOWLEDGE (0173)</b>  Test Company: ETS Score Range: 100-200	All enrolled students who have completed all nonclinical courses, 2009-10										
	Other enrolled students, 2009-10						2				
	All program completers, 2009-10						5				
	All program completers, 2008-09						12	12	100%	182	
	All program completers, 2007-08						10	10	100%	180	
<b>GERMAN CONTENT KNOWLEDGE (0181)</b>  Test Company: ETS Score Range: 100-200	All enrolled students who have completed all nonclinical courses, 2009-10										
	Other enrolled students, 2009-10										
	All program completers, 2009-10						5				
	All program completers, 2008-09						2				
	All program completers, 2007-08										
<b>HEALTH EDUCATION (0550)</b>  Test Company: ETS Score Range: 250-990	All enrolled students who have completed all nonclinical courses, 2009-10						1				
	Other enrolled students, 2009-10	1				420	16	16	100%	696	
	All program completers, 2009-10	2	2	100%		420	72	72	100%	679	
	All program completers, 2008-09	6	6	100%		420	63	63	100%	691	
	All program completers, 2007-08	3	3	100%		420	61	61	100%	706	


**Single Assessment Institution-Level Pass Rate Data: Traditional Teacher Preparation Program Within IHE**

	<b>HEOA - Title II 2009 - 2010 Academic Year</b>
	<b>Institution Name</b> UNIVERSITY OF SAINT FRANCIS
	<b>Institution Code</b> 1693
	<b>State</b> Indiana

April 21, 2011

Assessment Information <sup>1</sup>	Group	Number Taking Assessment	Number Passing Assessment	Institutional Pass Rate	Institutional Average Scaled Score	Assessment Cut Score <sup>2</sup>	Statewide			
							Number Taking Assessment	Number Passing Assessment	Statewide Pass Rate	Statewide Average Scaled Score
<b>INTRO TO THE TEACHING OF READING (0200)</b>  Test Company: ETS Score Range: 250-990	All enrolled students who have completed all nonclinical courses, 2009-10									
	Other enrolled students, 2009-10						11	11	100%	623
	All program completers, 2009-10						15	15	100%	623
	All program completers, 2008-09						11	11	100%	633
	All program completers, 2007-08						2			
<b>LIBRARY MEDIA SPECIALIST (0310)</b>  Test Company: ETS Score Range: 250-990	All enrolled students who have completed all nonclinical courses, 2009-10									
	Other enrolled students, 2009-10									
	All program completers, 2009-10						5			
	All program completers, 2008-09						9			
	All program completers, 2007-08						7			
<b>MATHEMATICS: CONTENT KNOWLEDGE (0061)</b>  Test Company: ETS Score Range: 100-200	All enrolled students who have completed all nonclinical courses, 2009-10						6			
	Other enrolled students, 2009-10						87	74	85%	155
	All program completers, 2009-10	2	2	100%		136	172	167	97%	156
	All program completers, 2008-09						153	151	99%	157
	All program completers, 2007-08						177	173	98%	157
<b>MIDDLE SCHOOL ENGLISH LANGUAGE ARTS (0049)</b>  Test Company: ETS Score Range: 100-200	All enrolled students who have completed all nonclinical courses, 2009-10									
	Other enrolled students, 2009-10						6			
	All program completers, 2009-10						12	12	100%	172
	All program completers, 2008-09						6			
	All program completers, 2007-08						12	12	100%	175


**Single Assessment Institution-Level Pass Rate Data: Traditional Teacher Preparation Program Within IHE**

	<b>HEOA - Title II 2009 - 2010 Academic Year</b>
	<b>Institution Name</b> UNIVERSITY OF SAINT FRANCIS
	<b>Institution Code</b> 1693
	<b>State</b> Indiana

April 21, 2011

Assessment Information <sup>1</sup>	Group	Number Taking Assessment	Number Passing Assessment	Institutional Pass Rate	Institutional Average Scaled Score	Assessment Cut Score <sup>2</sup>	Statewide			
							Number Taking Assessment	Number Passing Assessment	Statewide Pass Rate	Statewide Average Scaled Score
<b>MIDDLE SCHOOL MATHEMATICS (0069)</b>  Test Company: ETS Score Range: 100-200	All enrolled students who have completed all nonclinical courses, 2009-10									
	Other enrolled students, 2009-10						15	12	80%	171
	All program completers, 2009-10						38	38	100%	177
	All program completers, 2008-09									
	All program completers, 2007-08									
<b>MIDDLE SCHOOL SCIENCE (0439)</b>  Test Company: ETS Score Range: 100-200	All enrolled students who have completed all nonclinical courses, 2009-10									
	Other enrolled students, 2009-10						2			
	All program completers, 2009-10						15	15	100%	159
	All program completers, 2008-09									
	All program completers, 2007-08									
<b>MIDDLE SCHOOL SOCIAL STUDIES (0089)</b>  Test Company: ETS Score Range: 100-200	All enrolled students who have completed all nonclinical courses, 2009-10									
	Other enrolled students, 2009-10						5			
	All program completers, 2009-10						26	22	85%	160
	All program completers, 2008-09									
	All program completers, 2007-08									
<b>MUSIC CONTENT KNOWLEDGE (0113)</b>  Test Company: ETS Score Range: 100-200	All enrolled students who have completed all nonclinical courses, 2009-10						2			
	Other enrolled students, 2009-10						22	22	100%	172
	All program completers, 2009-10						159	158	99%	171
	All program completers, 2008-09						133	133	100%	170
	All program completers, 2007-08						128	128	100%	172


**Single Assessment Institution-Level Pass Rate Data: Traditional Teacher Preparation Program Within IHE**

	<b>HEOA - Title II 2009 - 2010 Academic Year</b>
	<b>Institution Name</b> UNIVERSITY OF SAINT FRANCIS
	<b>Institution Code</b> 1693
	<b>State</b> Indiana

April 21, 2011

Assessment Information <sup>1</sup>	Group	Number Taking Assessment	Number Passing Assessment	Institutional Pass Rate	Institutional Average Scaled Score	Assessment Cut Score <sup>2</sup>	Statewide			
							Number Taking Assessment	Number Passing Assessment	Statewide Pass Rate	Statewide Average Scaled Score
<b>PHYSICAL ED: CONTENT KNOWLEDGE (0091)</b>  Test Company: ETS Score Range: 100-200	All enrolled students who have completed all nonclinical courses, 2009-10						2			
	Other enrolled students, 2009-10	1				150	38	36	95%	158
	All program completers, 2009-10	2	1	50%		150	138	135	98%	159
	All program completers, 2008-09	6	5	83%		150	133	130	98%	159
	All program completers, 2007-08	3	3	100%		150	153	151	99%	160
<b>PHYSICS CONTENT KNOWLEDGE II (0265)</b>  Test Company: ETS Score Range: 100-200	All enrolled students who have completed all nonclinical courses, 2009-10									
	Other enrolled students, 2009-10						1			
	All program completers, 2009-10						5			
	All program completers, 2008-09						7			
	All program completers, 2007-08						14	13	93%	163
<b>PRAXIS I MATHEMATICS (0730)</b>  Test Company: ETS Score Range: 150-190	All enrolled students who have completed all nonclinical courses, 2009-10						119	116	97%	181
	Other enrolled students, 2009-10	49	49	100%	181	175	6179	6107	99%	182
	All program completers, 2009-10	20	20	100%	181	175	3051	3039	100%	182
	All program completers, 2008-09	31	31	100%	180	175	3175	3160	100%	182
	All program completers, 2007-08	35	34	97%	181	175	3423	3413	100%	182
<b>PRAXIS I READING (0710)</b>  Test Company: ETS Score Range: 150-190	All enrolled students who have completed all nonclinical courses, 2009-10						119	114	96%	180
	Other enrolled students, 2009-10	50	49	98%	179	176	6193	6090	98%	180
	All program completers, 2009-10	21	18	86%	178	176	3077	3049	99%	180
	All program completers, 2008-09	31	31	100%	179	176	3204	3178	99%	180
	All program completers, 2007-08	36	35	97%	180	176	3429	3418	100%	180


**Single Assessment Institution-Level Pass Rate Data: Traditional Teacher Preparation Program Within IHE**

	<b>HEOA - Title II 2009 - 2010 Academic Year</b>
	<b>Institution Name</b> UNIVERSITY OF SAINT FRANCIS
	<b>Institution Code</b> 1693
	<b>State</b> Indiana

April 21, 2011

Assessment Information <sup>1</sup>	Group	Number Taking Assessment	Number Passing Assessment	Institutional Pass Rate	Institutional Average Scaled Score	Assessment Cut Score <sup>2</sup>	Statewide			
							Number Taking Assessment	Number Passing Assessment	Statewide Pass Rate	Statewide Average Scaled Score
<b>PRAXIS I WRITING (0720)</b>  Test Company: ETS Score Range: 150-190	All enrolled students who have completed all nonclinical courses, 2009-10						118	115	97%	176
	Other enrolled students, 2009-10	49	49	100%	177	172	6171	6131	99%	177
	All program completers, 2009-10	21	20	95%	177	172	3066	3054	100%	177
	All program completers, 2008-09	31	31	100%	175	172	3178	3167	100%	177
	All program completers, 2007-08	35	34	97%	176	172	3409	3401	100%	177
<b>PRE-KINDERGARTEN EDUCATION (0530)</b>  Test Company: ETS Score Range: 250-990	All enrolled students who have completed all nonclinical courses, 2009-10									
	Other enrolled students, 2009-10									
	All program completers, 2009-10									
	All program completers, 2008-09									
	All program completers, 2007-08						23	23	100%	736
<b>READING SPECIALIST (0300)</b>  Test Company: ETS Score Range: 250-990	All enrolled students who have completed all nonclinical courses, 2009-10						14	14	100%	478
	Other enrolled students, 2009-10	1				370	774	773	100%	519
	All program completers, 2009-10	15	15	100%	556	370	1732	1731	100%	522
	All program completers, 2008-09	15	15	100%	515	370	1862	1861	100%	521
	All program completers, 2007-08	20	20	100%	508	370	1928	1928	100%	526
<b>SOCIAL STUDIES: CONTENT KNOWLEDGE (0081)</b>  Test Company: ETS Score Range: 100-200	All enrolled students who have completed all nonclinical courses, 2009-10						4			
	Other enrolled students, 2009-10	1				147	110	105	95%	168
	All program completers, 2009-10	1	0	0%		147	245	244	100%	166
	All program completers, 2008-09	4	4	100%		147	323	321	99%	167
	All program completers, 2007-08	3	3	100%		147	301	300	100%	168

**Single Assessment Institution-Level Pass Rate Data: Traditional Teacher Preparation Program Within IHE**

	<b>HEOA - Title II 2009 - 2010 Academic Year</b>
	<b>Institution Name</b> UNIVERSITY OF SAINT FRANCIS
	<b>Institution Code</b> 1693
	<b>State</b> Indiana


April 21, 2011

Assessment Information <sup>1</sup>	Group	Number Taking Assessment	Number Passing Assessment	Institutional Pass Rate	Institutional Average Scaled Score	Assessment Cut Score <sup>2</sup>	Statewide			
							Number Taking Assessment	Number Passing Assessment	Statewide Pass Rate	Statewide Average Scaled Score
<b>SPANISH CONTENT KNOWLEDGE (0191)</b>  Test Company: ETS Score Range: 100-200	All enrolled students who have completed all nonclinical courses, 2009-10									
	Other enrolled students, 2009-10						12	8	67%	168
	All program completers, 2009-10						38	37	97%	174
	All program completers, 2008-09						64	61	95%	172
	All program completers, 2007-08						70	69	99%	175
<b>TECHNOLOGY EDUCATION (0050)</b>  Test Company: ETS Score Range: 250-990	All enrolled students who have completed all nonclinical courses, 2009-10									
	Other enrolled students, 2009-10						9			
	All program completers, 2009-10						13	13	100%	658
	All program completers, 2008-09						19	18	95%	647
	All program completers, 2007-08						31	31	100%	652

<sup>1</sup>Tests with multiple delivery options (computer, paper, etc.) will be noted with the assessment code for the paper format only.

<sup>2</sup>Cut scores may vary for groups depending upon when the cut scores are established by the state and when each group completed their teacher certification or licensure assessment.


**Summary Institution-Level Pass Rate Data: *Alternative Teacher Preparation Program Within IHE***

		<b>HEOA - Title II 2009 - 2010 Academic Year</b>				
<b>Institution Name</b>		UNIVERSITY OF SAINT FRANCIS				
<b>Institution Code</b>		1693				
<b>State</b>		Indiana				
		April 21, 2011				
			<b>Statewide</b>			
<b>Group</b>	<b>Number Taking Assessment<sup>1</sup></b>	<b>Number Passing Assessment<sup>2</sup></b>	<b>Institutional Pass Rate</b>	<b>Number Taking Assessment<sup>1</sup></b>	<b>Number Passing Assessment<sup>2</sup></b>	<b>Statewide Pass Rate</b>
All program completers, 2009-10	4	4	100%	970	947	98%
All program completers, 2008-09				482	475	99%
All program completers, 2007-08				209	206	99%

<sup>1</sup> Number of completers taking one or more assessments within their area of specialization.

<sup>2</sup> Number who passed all assessments taken within their area of specialization.


**Single Assessment Institution-Level Pass Rate Data: Alternative Teacher Preparation Program Within IHE**

	<b>HEOA - Title II 2009 - 2010 Academic Year</b>
	<b>Institution Name</b> UNIVERSITY OF SAINT FRANCIS
	<b>Institution Code</b> 1693
	<b>State</b> Indiana


April 21, 2011

Assessment Information <sup>1</sup>	Group	Number Taking Assessment	Number Passing Assessment	Institutional Pass Rate	Institutional Average Scaled Score	Assessment Cut Score <sup>2</sup>	Statewide			
							Number Taking Assessment	Number Passing Assessment	Statewide Pass Rate	Statewide Average Scaled Score
<b>ART CONTENT KNOWLEDGE (0133)</b>  Test Company: ETS Score Range: 100-200	All enrolled students who have completed all nonclinical courses, 2009-10									
	Other enrolled students, 2009-10						12	11	92%	178
	All program completers, 2009-10	2	2	100%		149	19	19	100%	173
	All program completers, 2008-09						15	15	100%	178
	All program completers, 2007-08						3			
<b>BIOLOGY CONTENT KNOWLEDGE (0235)</b>  Test Company: ETS Score Range: 100-200	All enrolled students who have completed all nonclinical courses, 2009-10						1			
	Other enrolled students, 2009-10						70	66	94%	169
	All program completers, 2009-10						73	71	97%	170
	All program completers, 2008-09						45	45	100%	171
	All program completers, 2007-08						20	19	95%	165
<b>BUSINESS EDUCATION (0100)</b>  Test Company: ETS Score Range: 250-990	All enrolled students who have completed all nonclinical courses, 2009-10									
	Other enrolled students, 2009-10	2				480	20	20	100%	679
	All program completers, 2009-10	1	1	100%		480	51	51	100%	666
	All program completers, 2008-09						10	10	100%	655
	All program completers, 2007-08						12	12	100%	673
<b>CHEMISTRY CONTENT KNOWLEDGE II (0245)</b>  Test Company: ETS Score Range: 100-200	All enrolled students who have completed all nonclinical courses, 2009-10						1			
	Other enrolled students, 2009-10						38	29	76%	162
	All program completers, 2009-10						35	35	100%	169
	All program completers, 2008-09						22	21	95%	173
	All program completers, 2007-08						3			

Single Assessment Institution-Level Pass Rate Data: *Alternative Teacher Preparation Program Within IHE*

		<b>HEOA - Title II 2009 - 2010 Academic Year</b>								
Institution Name		UNIVERSITY OF SAINT FRANCIS								
Institution Code		1693								
State		Indiana								
							April 21, 2011			
Assessment Information <sup>1</sup>	Group	Number Taking Assessment	Number Passing Assessment	Institutional Pass Rate	Institutional Average Scaled Score	Assessment Cut Score <sup>2</sup>	Statewide			
							Number Taking Assessment	Number Passing Assessment	Statewide Pass Rate	Statewide Average Scaled Score
<b>EARLY CHILDHOOD EDUCATION (0020)</b>  Test Company: ETS Score Range: 250-990	All enrolled students who have completed all nonclinical courses, 2009-10									
	Other enrolled students, 2009-10									
	All program completers, 2009-10						4			
	All program completers, 2008-09						1			
	All program completers, 2007-08									
<b>EARTH AND SPACE SCIENCES - CONTENT KNOWLEDGE (0571)</b>  Test Company: ETS Score Range: 100-200	All enrolled students who have completed all nonclinical courses, 2009-10									
	Other enrolled students, 2009-10						7			
	All program completers, 2009-10						7			
	All program completers, 2008-09						5			
	All program completers, 2007-08						2			
<b>ED OF EXCEPTIONAL STUDENTS: CORE CK (0353)</b>  Test Company: ETS Score Range: 100-200	All enrolled students who have completed all nonclinical courses, 2009-10									
	Other enrolled students, 2009-10	2				150	39	38	97%	172
	All program completers, 2009-10	2	2	100%		150	84	84	100%	176
	All program completers, 2008-09						29	29	100%	178
	All program completers, 2007-08						16	16	100%	174
<b>ED OF EXCEPTIONAL STUDENTS: MTMD (0542)</b>  Test Company: ETS Score Range: 100-200	All enrolled students who have completed all nonclinical courses, 2009-10									
	Other enrolled students, 2009-10	2				156	37	37	100%	173
	All program completers, 2009-10	2	2	100%		156	84	84	100%	180
	All program completers, 2008-09						28	28	100%	181
	All program completers, 2007-08									


Single Assessment Institution-Level Pass Rate Data: *Alternative Teacher Preparation Program Within IHE*

	<b>HEOA - Title II 2009 - 2010 Academic Year</b>	
	Institution Name	UNIVERSITY OF SAINT FRANCIS
	Institution Code	1693
	State	Indiana

April 21, 2011

Assessment Information <sup>1</sup>	Group	Number Taking Assessment	Number Passing Assessment	Institutional Pass Rate	Institutional Average Scaled Score	Assessment Cut Score <sup>2</sup>	Statewide			
							Number Taking Assessment	Number Passing Assessment	Statewide Pass Rate	Statewide Average Scaled Score
<b>ELEM ED CURR INSTRUC ASSESSMENT (0011)</b>  Test Company: ETS Score Range: 100-200	All enrolled students who have completed all nonclinical courses, 2009-10						23	21	91%	182
	Other enrolled students, 2009-10						108	101	94%	180
	All program completers, 2009-10						321	313	98%	180
	All program completers, 2008-09						212	211	100%	181
	All program completers, 2007-08						85	84	99%	181
<b>ENG LANG LIT COMP CONTENT KNOWLEDGE (0041)</b>  Test Company: ETS Score Range: 100-200	All enrolled students who have completed all nonclinical courses, 2009-10						4			
	Other enrolled students, 2009-10						119	118	99%	183
	All program completers, 2009-10						130	130	100%	182
	All program completers, 2008-09						41	41	100%	178
	All program completers, 2007-08						17	17	100%	185
<b>FAMILY AND CONSUMER SCIENCES II (0121)</b>  Test Company: ETS Score Range: 100-200	All enrolled students who have completed all nonclinical courses, 2009-10									
	Other enrolled students, 2009-10						2			
	All program completers, 2009-10						2			
	All program completers, 2008-09						1			
	All program completers, 2007-08									
<b>FRENCH CONTENT KNOWLEDGE (0173)</b>  Test Company: ETS Score Range: 100-200	All enrolled students who have completed all nonclinical courses, 2009-10									
	Other enrolled students, 2009-10						8			
	All program completers, 2009-10						8			
	All program completers, 2008-09									
	All program completers, 2007-08						2			


**Single Assessment Institution-Level Pass Rate Data: Alternative Teacher Preparation Program Within IHE**

	<b>HEOA - Title II 2009 - 2010 Academic Year</b>
	<b>Institution Name</b> UNIVERSITY OF SAINT FRANCIS
	<b>Institution Code</b> 1693
	<b>State</b> Indiana

April 21, 2011

Assessment Information <sup>1</sup>	Group	Number Taking Assessment	Number Passing Assessment	Institutional Pass Rate	Institutional Average Scaled Score	Assessment Cut Score <sup>2</sup>	Statewide			
							Number Taking Assessment	Number Passing Assessment	Statewide Pass Rate	Statewide Average Scaled Score
<b>GERMAN CONTENT KNOWLEDGE (0181)</b>  Test Company: ETS Score Range: 100-200	All enrolled students who have completed all nonclinical courses, 2009-10									
	Other enrolled students, 2009-10						3			
	All program completers, 2009-10									
	All program completers, 2008-09							2		
	All program completers, 2007-08									
<b>HEALTH EDUCATION (0550)</b>  Test Company: ETS Score Range: 250-990	All enrolled students who have completed all nonclinical courses, 2009-10									
	Other enrolled students, 2009-10						6			
	All program completers, 2009-10						10	10	100%	688
	All program completers, 2008-09						1			
	All program completers, 2007-08						1			
<b>INTRO TO THE TEACHING OF READING (0200)</b>  Test Company: ETS Score Range: 250-990	All enrolled students who have completed all nonclinical courses, 2009-10									
	Other enrolled students, 2009-10						15	13	87%	601
	All program completers, 2009-10						6			
	All program completers, 2008-09									
	All program completers, 2007-08									
<b>LIBRARY MEDIA SPECIALIST (0310)</b>  Test Company: ETS Score Range: 250-990	All enrolled students who have completed all nonclinical courses, 2009-10									
	Other enrolled students, 2009-10									
	All program completers, 2009-10						1			
	All program completers, 2008-09									
	All program completers, 2007-08									


**Single Assessment Institution-Level Pass Rate Data: *Alternative Teacher Preparation Program Within IHE***

	<b>HEOA - Title II 2009 - 2010 Academic Year</b>
	<b>Institution Name</b> UNIVERSITY OF SAINT FRANCIS
	<b>Institution Code</b> 1693
	<b>State</b> Indiana

April 21, 2011

Assessment Information <sup>1</sup>	Group	Number Taking Assessment	Number Passing Assessment	Institutional Pass Rate	Institutional Average Scaled Score	Assessment Cut Score <sup>2</sup>	Statewide			
							Number Taking Assessment	Number Passing Assessment	Statewide Pass Rate	Statewide Average Scaled Score
<b>MATHEMATICS: CONTENT KNOWLEDGE (0061)</b>  Test Company: ETS Score Range: 100-200	All enrolled students who have completed all nonclinical courses, 2009-10						4			
	Other enrolled students, 2009-10						131	115	88%	155
	All program completers, 2009-10						83	79	95%	157
	All program completers, 2008-09						28	26	93%	151
	All program completers, 2007-08						16	16	100%	157
<b>MIDDLE SCHOOL ENGLISH LANGUAGE ARTS (0049)</b>  Test Company: ETS Score Range: 100-200	All enrolled students who have completed all nonclinical courses, 2009-10									
	Other enrolled students, 2009-10						3			
	All program completers, 2009-10						3			
	All program completers, 2008-09									
	All program completers, 2007-08									
<b>MIDDLE SCHOOL MATHEMATICS (0069)</b>  Test Company: ETS Score Range: 100-200	All enrolled students who have completed all nonclinical courses, 2009-10									
	Other enrolled students, 2009-10						17	16	94%	180
	All program completers, 2009-10						6			
	All program completers, 2008-09									
	All program completers, 2007-08									
<b>MIDDLE SCHOOL SCIENCE (0439)</b>  Test Company: ETS Score Range: 100-200	All enrolled students who have completed all nonclinical courses, 2009-10									
	Other enrolled students, 2009-10						10	10	100%	172
	All program completers, 2009-10						2			
	All program completers, 2008-09									
	All program completers, 2007-08									


**Single Assessment Institution-Level Pass Rate Data: *Alternative Teacher Preparation Program Within IHE***

	<b>HEOA - Title II 2009 - 2010 Academic Year</b>
	<b>Institution Name</b> UNIVERSITY OF SAINT FRANCIS
	<b>Institution Code</b> 1693
	<b>State</b> Indiana

April 21, 2011

Assessment Information <sup>1</sup>	Group	Number Taking Assessment	Number Passing Assessment	Institutional Pass Rate	Institutional Average Scaled Score	Assessment Cut Score <sup>2</sup>	Statewide			
							Number Taking Assessment	Number Passing Assessment	Statewide Pass Rate	Statewide Average Scaled Score
<b>MIDDLE SCHOOL SOCIAL STUDIES (0089)</b>  Test Company: ETS Score Range: 100-200	All enrolled students who have completed all nonclinical courses, 2009-10									
	Other enrolled students, 2009-10						11	11	100%	182
	All program completers, 2009-10						1			
	All program completers, 2008-09									
	All program completers, 2007-08									
<b>MUSIC CONTENT KNOWLEDGE (0113)</b>  Test Company: ETS Score Range: 100-200	All enrolled students who have completed all nonclinical courses, 2009-10									
	Other enrolled students, 2009-10						6			
	All program completers, 2009-10						5			
	All program completers, 2008-09						5			
	All program completers, 2007-08									
<b>PHYSICAL ED: CONTENT KNOWLEDGE (0091)</b>  Test Company: ETS Score Range: 100-200	All enrolled students who have completed all nonclinical courses, 2009-10									
	Other enrolled students, 2009-10						11	8	73%	157
	All program completers, 2009-10						16	15	94%	159
	All program completers, 2008-09						4			
	All program completers, 2007-08						1			
<b>PHYSICS CONTENT KNOWLEDGE II (0265)</b>  Test Company: ETS Score Range: 100-200	All enrolled students who have completed all nonclinical courses, 2009-10									
	Other enrolled students, 2009-10						10	6	60%	146
	All program completers, 2009-10						7			
	All program completers, 2008-09						5			
	All program completers, 2007-08									


**Single Assessment Institution-Level Pass Rate Data: *Alternative Teacher Preparation Program Within IHE***

	<b>HEOA - Title II 2009 - 2010 Academic Year</b>
	<b>Institution Name</b> UNIVERSITY OF SAINT FRANCIS
	<b>Institution Code</b> 1693
	<b>State</b> Indiana

April 21, 2011

Assessment Information <sup>1</sup>	Group	Number Taking Assessment	Number Passing Assessment	Institutional Pass Rate	Institutional Average Scaled Score	Assessment Cut Score <sup>2</sup>	Statewide			
							Number Taking Assessment	Number Passing Assessment	Statewide Pass Rate	Statewide Average Scaled Score
<b>PRAXIS I MATHEMATICS (0730)</b>  Test Company: ETS Score Range: 150-190	All enrolled students who have completed all nonclinical courses, 2009-10						90	90	100%	182
	Other enrolled students, 2009-10	15	15	100%	180	175	964	934	97%	183
	All program completers, 2009-10	3	3	100%		175	868	858	99%	183
	All program completers, 2008-09						413	409	99%	183
	All program completers, 2007-08						190	189	99%	183
<b>PRAXIS I READING (0710)</b>  Test Company: ETS Score Range: 150-190	All enrolled students who have completed all nonclinical courses, 2009-10						90	89	99%	181
	Other enrolled students, 2009-10	15	14	93%	181	176	968	951	98%	182
	All program completers, 2009-10	3	3	100%		176	862	853	99%	182
	All program completers, 2008-09						413	413	100%	182
	All program completers, 2007-08						189	187	99%	182
<b>PRAXIS I WRITING (0720)</b>  Test Company: ETS Score Range: 150-190	All enrolled students who have completed all nonclinical courses, 2009-10						90	90	100%	177
	Other enrolled students, 2009-10	15	15	100%	177	172	962	954	99%	178
	All program completers, 2009-10	3	3	100%		172	857	851	99%	179
	All program completers, 2008-09						412	411	100%	178
	All program completers, 2007-08						188	186	99%	178
<b>READING SPECIALIST (0300)</b>  Test Company: ETS Score Range: 250-990	All enrolled students who have completed all nonclinical courses, 2009-10						12	12	100%	593
	Other enrolled students, 2009-10						108	107	99%	536
	All program completers, 2009-10						324	324	100%	540
	All program completers, 2008-09						214	214	100%	546
	All program completers, 2007-08						85	85	100%	549

**Single Assessment Institution-Level Pass Rate Data: *Alternative Teacher Preparation Program Within IHE***

	<b>HEOA - Title II 2009 - 2010 Academic Year</b>
	<b>Institution Name</b> UNIVERSITY OF SAINT FRANCIS
	<b>Institution Code</b> 1693
	<b>State</b> Indiana

April 21, 2011

Assessment Information <sup>1</sup>	Group	Number Taking Assessment	Number Passing Assessment	Institutional Pass Rate	Institutional Average Scaled Score	Assessment Cut Score <sup>2</sup>	Statewide			
							Number Taking Assessment	Number Passing Assessment	Statewide Pass Rate	Statewide Average Scaled Score
<b>SOCIAL STUDIES: CONTENT KNOWLEDGE (0081)</b>  <i>Test Company: ETS</i> <i>Score Range: 100-200</i>	All enrolled students who have completed all nonclinical courses, 2009-10						4			
	Other enrolled students, 2009-10						81	79	98%	174
	All program completers, 2009-10						93	92	99%	173
	All program completers, 2008-09						48	48	100%	171
	All program completers, 2007-08						13	13	100%	176
<b>SPANISH CONTENT KNOWLEDGE (0191)</b>  <i>Test Company: ETS</i> <i>Score Range: 100-200</i>	All enrolled students who have completed all nonclinical courses, 2009-10									
	Other enrolled students, 2009-10						50	47	94%	176
	All program completers, 2009-10						39	38	97%	179
	All program completers, 2008-09						14	14	100%	178
	All program completers, 2007-08						7			
<b>TECHNOLOGY EDUCATION (0050)</b>  <i>Test Company: ETS</i> <i>Score Range: 250-990</i>	All enrolled students who have completed all nonclinical courses, 2009-10									
	Other enrolled students, 2009-10						1			
	All program completers, 2009-10						6			
	All program completers, 2008-09									
	All program completers, 2007-08									

<sup>1</sup>Tests with multiple delivery options (computer, paper, etc.) will be noted with the assessment code for the paper format only.

<sup>2</sup>Cut scores may vary for groups depending upon when the cut scores are established by the state and when each group completed their teacher certification or licensure assessment.